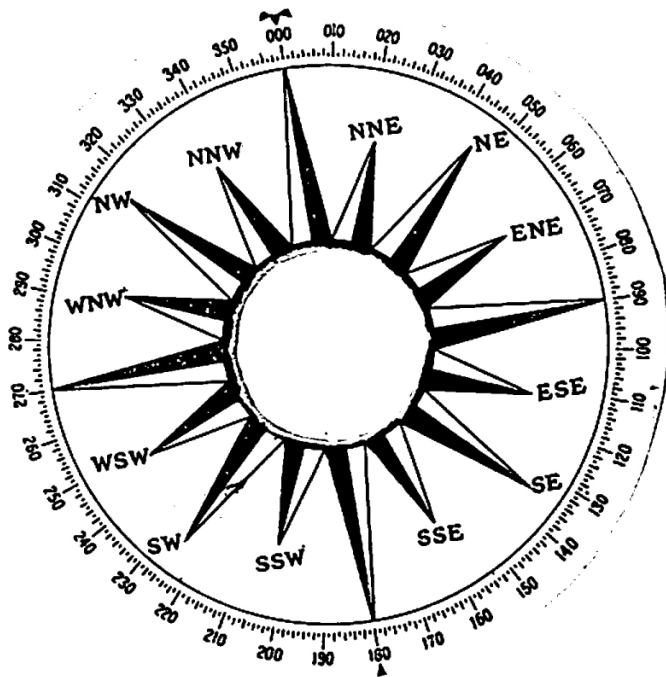
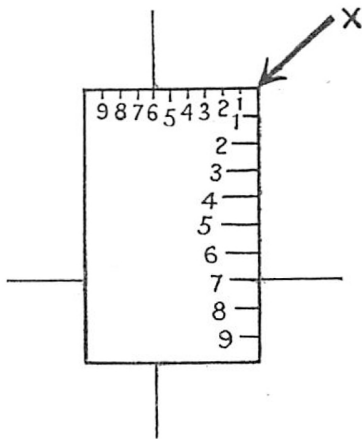


## Playing Aids



COMPASS ROSE.

Copy this Compass Rose on tracing paper or on stiff ordinary paper. In the latter case, cut out the black centre and round the outer edge. To use, centre it on the pinpoint and set the N-S line parallel with neighbouring meridians. Any desired direction (True) from the centre of the rose can then be read off the compass rose scale.

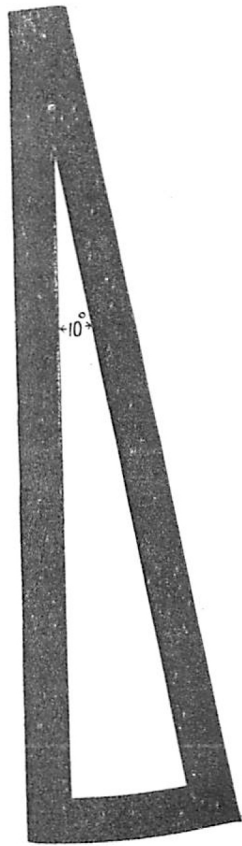


LATITUDE and LONGITUDE FINDER. Copy this at the corner of a sheet of paper and use as described in the section "Latitude and Longitude".




SCALE.

*Copy this scale along the edge of a piece of paper, making it as long as required.*



### 10° ANGLE

Copy this 10° angle on tracing paper to use it, place the apex of the angle to the pinpoint or map



Counters, coins or aircraft silhouettes such as the above can used to mark the aircraft position.